




MERCIA MARINA
VILLAGE & PARK



THE NATURAL CHOICE

Site Plan



50'	40'	36'
70'	60'	57'

Each facility block has 4 showers, 5 WCs, 4 washers, 4 dryers

● = Location of safety ladder

🔥 = Fire extinguisher/klaxons

🏠 = Holiday Lodges

🛤️ = Park path and walking route

🌿 = Woodland walk

OTHER FEATURES

Nonslip pontoons

Superfast Fibre Broadband

Discount cards

Defibs

GSM access

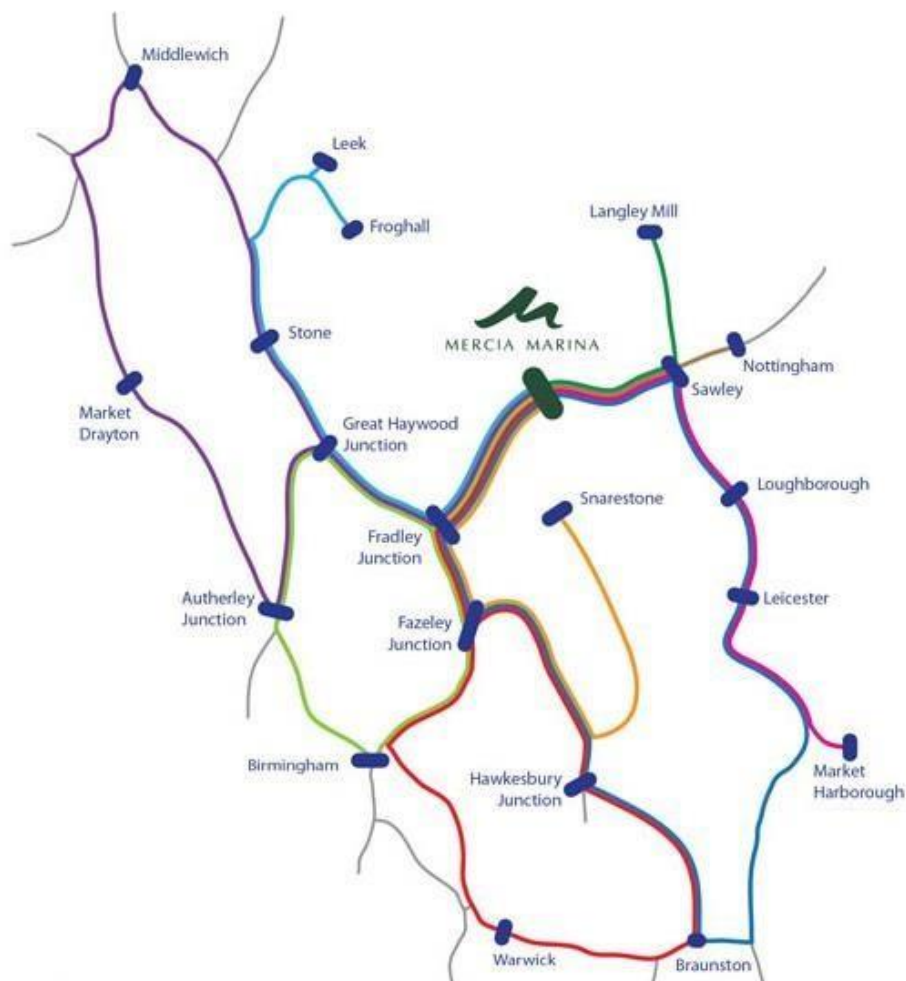
- KEY:
- Wildflower Area
 - Benches
 - Road & Parking

THE PERFECT LOCATION IN THE HEART OF CANAL COUNTRY

Mercia Marina is one of the best equipped and most attractive marinas in the UK. Set in a peaceful, tranquil location in the heart of canal country, Mercia Marina is on the scenic Trent and Mersey Canal, halfway between Fradley Junction and Trent Lock/Sawley.

The Marina was created from the existing Willington Lake and sits within 74 acres of unspoilt countryside with footpaths leading to the nearby villages of Willington, Findern and Repton. Near the centre of the national canal network, Mercia Marina offers excellent cruising opportunities from a safe, flood free location.

£12m+ has been invested to date in creating a first-class marina with exceptional facilities as well as a relaxing destination for all those who enjoy the glorious English countryside and its wildlife.



ISLANDS AND MINI MARINAS

The unique character and profile of Willington Lake was retained in building the Marina and five islands and four promontories were added thereby creating a series of small friendly marinas joined by wide expanses of open water. The natural beauty of the lake was enhanced by a well-designed landscaping scheme featuring wildflower banks, specimen trees and over 10,000 native plants.

Private facilities for boaters include three 5 star rated facilities blocks with 12 showers, 15 toilets, and 3 laundries. The Marina offers three cafes, two restaurants, a bar, chandlery, workshop, dry dock, gallery, beautician, nine shops, walks, and bikeshare. For those looking for a second home or holiday accommodation plots for luxury holiday lodges are available.



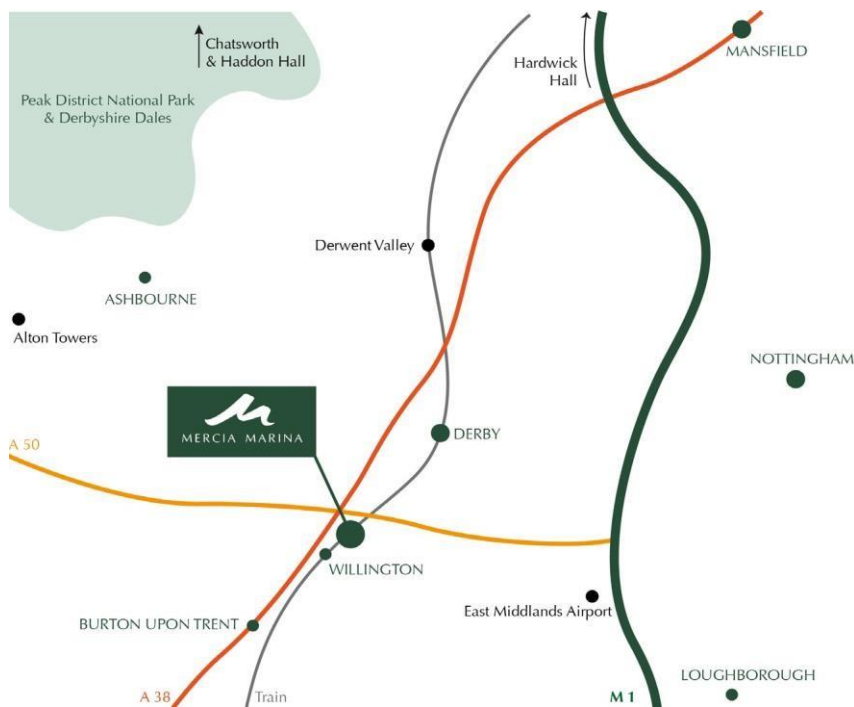
GET INVOLVED

There is plenty of opportunity for an active social life with a monthly newsletter, regular social events, wildlife committee, volunteer group, forum meetings and more.

SO MANY ATTRACTIONS NEARBY

The Marina offers the perfect combination of seclusion and accessibility. Surrounded by beautiful Derbyshire countryside, yet just minutes away from the A38/A50 junction and 20 minutes from the M1 and East Midlands International Airport.

Burton-on-Trent, Derby and Nottingham are all a short drive away. There is a regular train service to Derby from Willington station and local bus services run along Findern Lane just outside the Marina. The Peak District and Derbyshire Dales are close as well as some of the country's finest stately homes including Chatsworth, Haddon Hall and Hardwick Hall, as well as thriving market towns, picturesque villages, the Derwent Valley Mills World Heritage Site, Alton Towers and much more.



Our aim is to provide boaters and other visitors with the very highest standard of facilities in a safe and secure environment which blends in with the beautiful natural surroundings.

The Marina has berths for over 600 boats all having a water supply and individually metered electricity supplying a full 16A. The moorings and lodges are securely enclosed within an electrically gated site. Ample car parking is provided close to every pontoon.

Pontoons have fixed full length finger jetties from 36 feet to 70 feet, providing access to the entire length of your boat making water refilling and gas bottle changing much easier and safer. In addition, 35 super berths up to 70 feet long with pontoons on both sides are available, along with berthing for wide-beam craft. The large, open expanses of water provide for easy manoeuvring whilst the islands and promontories enhance privacy and encourage wildlife.

THE FACILITIES AVAILABLE INCLUDE

- Three high quality, purpose-built facilities blocks (12 showers, 15 toilets and 3 laundries)
- Two pump-out and refuelling points
- 2 Elsan disposal
- Full 240v/16A electricity to each berth
- Automatic security gates
- Dry dock available to DIYers
- Superfast fibre broadband to all lodges and berths
- Friendly and helpful staff, Marina Office open 7 days a week
- Disabled facilities
- Vast open water for easy manoeuvring
- Wildlife lake
- Ten minutes walk to nearby villages
- Excellent transport links
- Tea room
- Convenience store
- Midland Chandlers' 4000 sq. ft. flagship branch
- Independent workshop
- Luxury lodges for sale or holiday let
- Moorers discount card
- Dog walking area
- Boardwalk and Piazza of boutique retailers, a number of eateries and restaurants, bar, art gallery, beautician, independent jeweller, coffee house and deli.

BERTHING DETAILS

Annual berthing fees for standard berths for narrow boats to 31 August 2024 are £200.52 per metre per annum including VAT for owners paying annually in advance, equivalent to £50.94 per foot excluding VAT.

An admin surcharge of 10% is made for monthly payment and 4% for quarterly payment. There is also an annual Service Charge of £70.00 as the electricity provided to each berth is charged at the same rate we pay the supplier, which is currently 35p per kWh, but maintenance and depreciation must be covered.

Please enquire for monthly berthing rates and other visitor rates.

Superberths, which have a pontoon on either side of the boat, are charged at £4,511.97 including VAT for boats on the 60' pontoons and £5,264.31 including VAT for boats on the 70' pontoons.

Widebeam craft will be charged at a premium of 100% over the rate for narrow boats.

Residential Surcharge £285 including VAT. Please note residential boats are required to move berths twice a year.

End Berth Surcharge 10%

The minimum berthing charge is 10.97 metres.

GENERAL TERMS

All reservations will be subject to the boat owner completing a Mooring Agreement in advance of taking up the berth in Mercia Marina by which the boat owner agrees to comply with Mercia Marina General Conditions for Mooring.

A copy of the full Terms and Conditions is available on request.

Residential Mooring – The boat is your principal private residence.

Leisure Mooring – The boat is for leisure use, not residential.

Visitor Moorings – available for up to 6 months per year.

BERTHING DETAILS

Berthing rate is £200.52 per metre p.a. (£61.13 per foot) including VAT (at 20%) effective 1/9/23. **Rate excluding VAT** is £167.10 per metre p.a. (£50.94 per foot)

Length (ft)	Length (m)	Annual Cost	Length (ft)	Length (m)	Annual Cost
<36	<10.97	£2,199.71	55	16.77	£3,362.72
37	11.28	£2,261.87	56	17.07	£3,422.88
38	11.59	£2,324.03	57	17.38	£3,485.04
39	11.89	£2,384.18	58	17.68	£3,545.20
40	12.20	£2,446.34	59	17.99	£3,607.36
41	12.50	£2,506.50	60	18.29	£3,667.51
42	12.80	£2,566.66	61	18.60	£3,729.67
43	13.11	£2,628.82	62	18.90	£3,789.83
44	13.41	£2,688.97	63	19.21	£3,851.99
45	13.72	£2,751.13	64	19.51	£3,912.14
46	14.02	£2,811.29	65	19.82	£3,974.30
47	14.33	£2,873.45	66	20.12	£4,034.66
48	14.63	£2,933.60	67	20.43	£4,096.62
49	14.94	£2,995.76	68	20.73	£4,156.78
50	15.24	£3,055.92	69	21.04	£4,218.94
51	15.55	£3,118.09	70	21.34	£4,279.09
52	15.85	£3,178.25	71	21.65	£4,341.26
53	16.16	£3,240.41	72	21.95	£4,401.42
54	16.46	£3,300.56	73	22.26	£4,463.58

converted at 1m= 3.28ft (indicative prices only)

Service Charge £70.00 per mooring year including VAT

Widebeam's are charged at double the narrowboat rate for vessels over 2.1 metres wide

Rates are subject to change and are for payment in advance for the mooring year, which ends on 31 August, when all moorings are due for renewal. Quarterly payments are subject to 4% admin surcharge and monthly 10%.

Superberths: A limited number of Superberths are available which have private berths with jetties each side and bollards shared by only two boats. The cost per annum is £4,511.97 for a 60' berth and £5,264.31 for 70' berth (including VAT).

Residential Surcharge : £285 per year including VAT

Visitor Charges: Overnight £18.00, contact us for longer periods.

Mercia Marina, Findern Lane, Willington, Derbyshire DE65 6DW tel. 01283 703332

BERTH APPLICATION

FULL NAME

ADDRESS

POSTCODE

TELEPHONE NUMBER Mobile 1:

Mobile 2:

Home / Alternative

EMAIL ADDRESS 1 _____

EMAIL ADDRESS 2 _____

NAME OF BOAT

TYPE: NB/WB/GRP _____ LENGTH _____ BEAM _____

MOORING REQUIRED Leisure - Residential

DATE BERTH REQUIRED _____

TYPE OF BERTH Normal - Wide-beam - Super-berth

MOORING PAYMENT Annually - Quarterly – Monthly

IN EMERGENCY / NEXT OF KIN: NAME _____ NO :

I,of the above address confirm my/our reservation of a berth in Mercia Marina and enclose my payment for £400 as deposit against the first year's berthing fees. I understand that this deposit is non-refundable should I decide not to take up my berth reservation. I hereby accept the Berthing Fees and General Terms I have received and in particular confirm that the boat has an engine, and when based in Mercia Marina, will not be my principal private residence if a leisure mooring. If residential, I agree to move my boat twice a year as instructed by Mercia Marina.

I am happy to receive events, community, and general information by email and/or text message.

I accept that Mercia Marina may contact me via the methods above in relation to my mooring, and the emergency contact provided should the need arise.

*BEFORE SIGNING PLEASE READ THE INFORMATION OVERLEAF

Signed _____ Date

All mooring applications received will be acknowledged in writing. Mercia Marina reserves the right to refuse any application. Please make cheques payable to Mercia Marina.

Is Boating for You?

Boating brings many joys to both seasoned and new boaters.

Both leisure and residential boaters must be aware of what is entailed in owning and mooring a boat as it can impact health and safety and be physically challenging. At Mercia Marina, we take safety and suitability to boating seriously to ensure that the marina environment and the customer are the right fit. Being armed with helpful information is key as we want all our customers to enjoy the pleasures that boating brings.

We lay out here some key information we think you need to be aware of as a boater and a moorer at Mercia Marina You will receive the Mercia Boating brochure titled Welcome Aboard when you arrive.

Please read through and tick the checkboxes to confirm that you understand.

- You will need to lift gas bottles on and off the boat, which weigh up to 30kg and often go into awkward spaces on the boat, like right at the bow.
- You will need to move the boat to fill up with diesel, go for a pump out (if pump out toilet), if residential as part of the residential boat moves, for any maintenance that requires the use of the dry dock.
- If equipped with a cassette toilet you will need to be able to take it to one of the two elsan points on the marina and lift it to tip it out.
- You will need to fill up the water tank on the boat (there are water points near each jetty)
- You will be welcomed into a friendly active community overseen by the marina and you should be happy to be a part of it and follow community rules.
- You will need a tool kit. A boat is a cottage with an engine and simple checks and maintenance will be necessary.
- Being on the water brings different challenges to life on land so taking care of your own health and safety is paramount no more so then when stepping on and off the boat.